

The background is a solid dark blue. In the lower-left corner, there is a stylized silhouette of a building with a curved roof and several vertical supports. In the upper-right corner, there are several overlapping, semi-transparent circular and crescent shapes in lighter shades of blue. A thin white horizontal line runs across the middle of the page, positioned below the text 'THE ROAD TO GOLDEN WEEK 2019'.


RECORD ARRIVALS...

THE ROAD TO
GOLDEN WEEK 2019



Activity is *HULO'*!

- First Quarter Activity
- Seat Capacity 2018/2019
- Arrivals and Processing Times
- Passenger Processing Enhancements





Surge in **Extra Flight Sections**



1st Quarter 2019

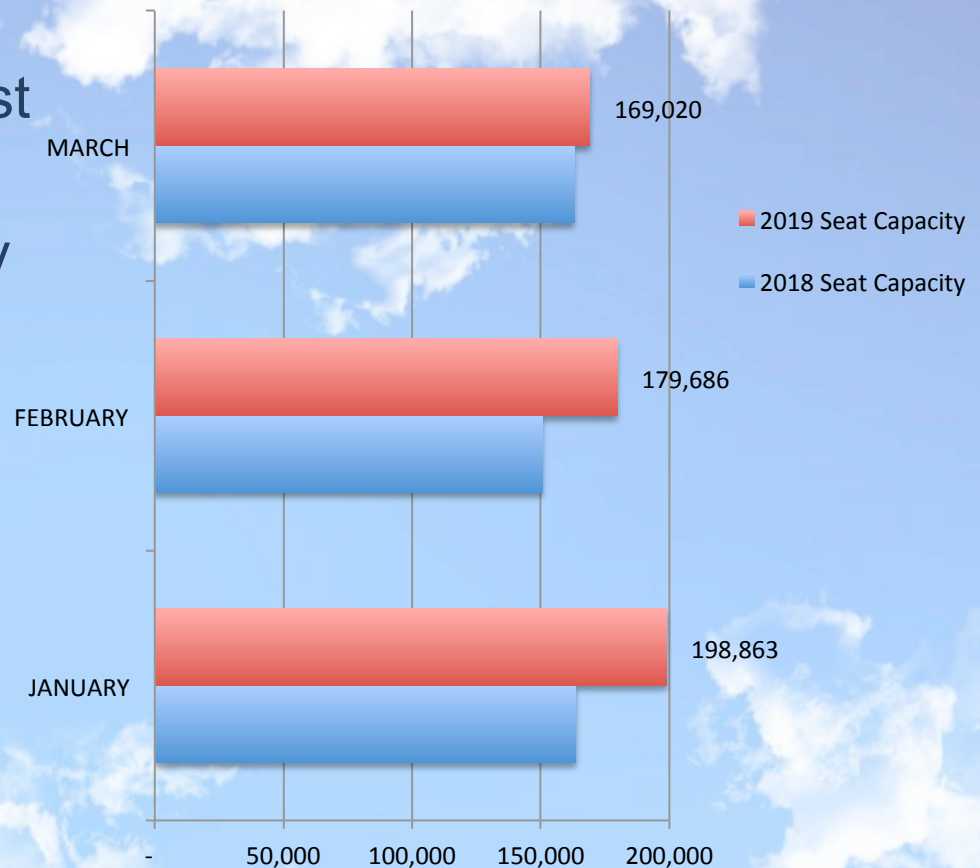
- 102 Flights
- Originating Points
 - Narita
 - Kansai
 - Nagoya
 - Busan
 - Hong Kong

Seat Capacity



2018 vs 2019

- Seat Capacity up 15% compared to 1st quarter last year
- 2019 Added Seat Capacity
 - 38,542 seats Narita
 - 6,260 seats Nagoya
 - 5,409 seats Kansai
 - 5,371 seats Busan
 - 3,399 seats Hong Kong
 - 1,411 seats Taipei
 - 1,295 seats Manila



Source: Sabre Intelligence Data



1st Qtr. Performance – Entry Processing Time

		Peak Wait Times for Processing (Non-US Citizens)		
2019	PAX ARRIVALS	# arriving flights	MIN	MAX
JANUARY	161,024	925	60	103
FEBRUARY	145,730	810	38	92
MARCH	156032	951	37	90

Source: USCBP Wait Time Reports

Processing Enhancements



- USCBP Added Staffing in Peak Period
- Enhanced Ambassador Services
 - Passenger Facilitation on Alternate routing during construction
 - Passenger Queuing System Reconfiguration in USCBP
 - Added Ambassadors on Floor
- Stakeholder Engagement
 - “Boots on the Floor” arrival experience with GVB, Travel Agents
 - USCBP and TSA Discussion on upcoming arrivals/ departures
 - Entry Forms
 - Departure Drop-Off Times

Revenue Potential



- Airfield and Facility Charges
\$ 498.2K
- Passenger Facility Charges
\$ 139.4K

TOTAL: \$ 637.5K



The background is a solid dark blue. On the left, there is a stylized silhouette of a building with a curved roof and several vertical supports. A long, thin, dark blue arrow-like shape curves from the building towards the top right. On the right side, there are several large, overlapping, semi-transparent light blue shapes that resemble stylized waves or abstract patterns. The text 'GOLDEN WEEK 2019' is centered in white, with a thin white horizontal line underneath it.

GOLDEN WEEK 2019

GOLDEN WEEK — Anticipated Impact



April 24, 2019 – May 5, 2019

Total Charter Flights:

68

Expected additional Visitors Per day:

987

Total Charter Seats:

12,467

Total Anticipated Economic Impact:

\$15.4M

Average Seats Per Flight:

182

Total Anticipated Pre-Paid Expenditures:

\$9.8M

Average Load Factor per Flight:

95%

Total Anticipated On-Island Spend:

\$5.5M

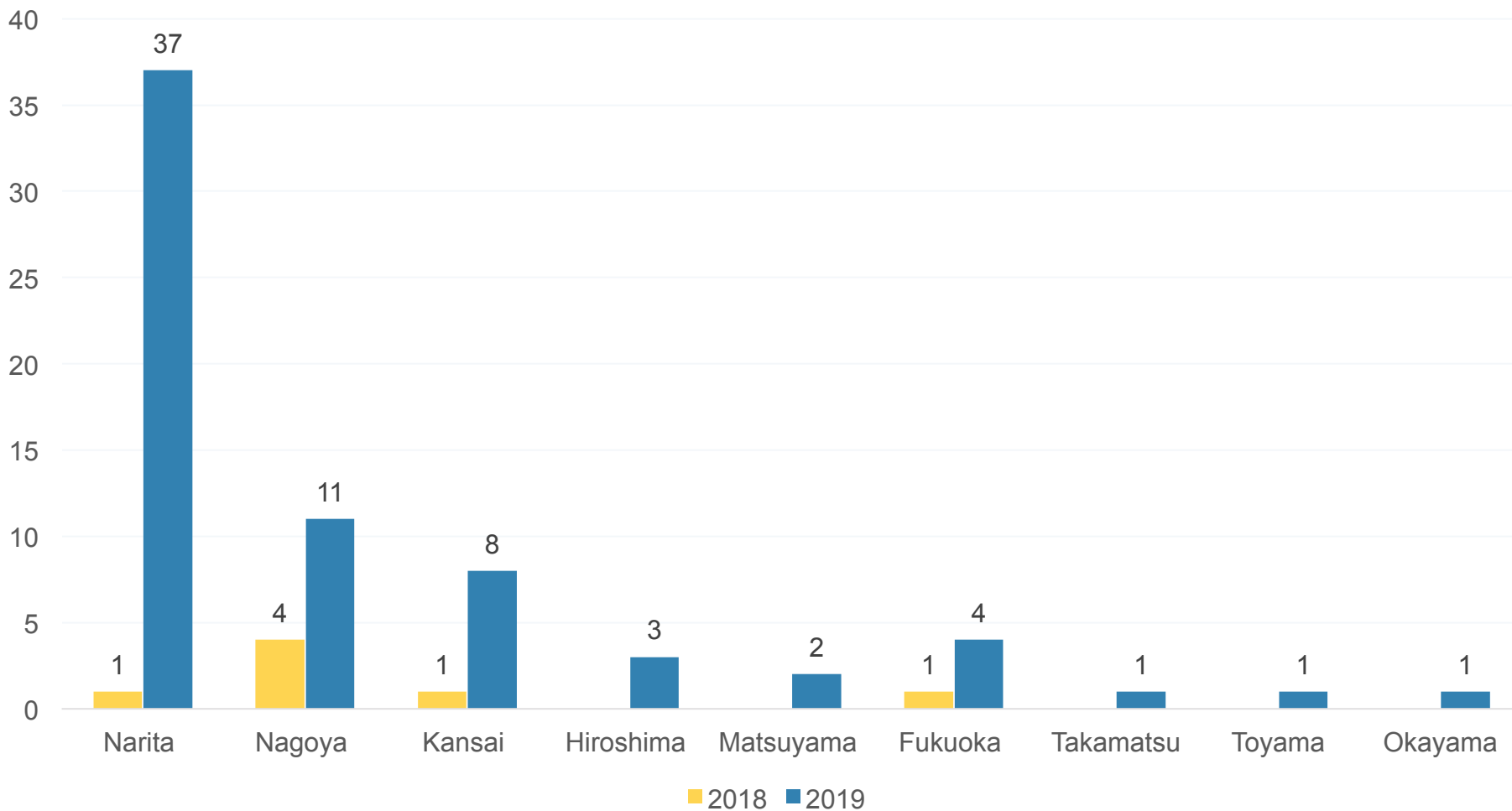
Expected Total Visitor Arrivals:

11.5K

GOLDEN WEEK — Flights by Origins



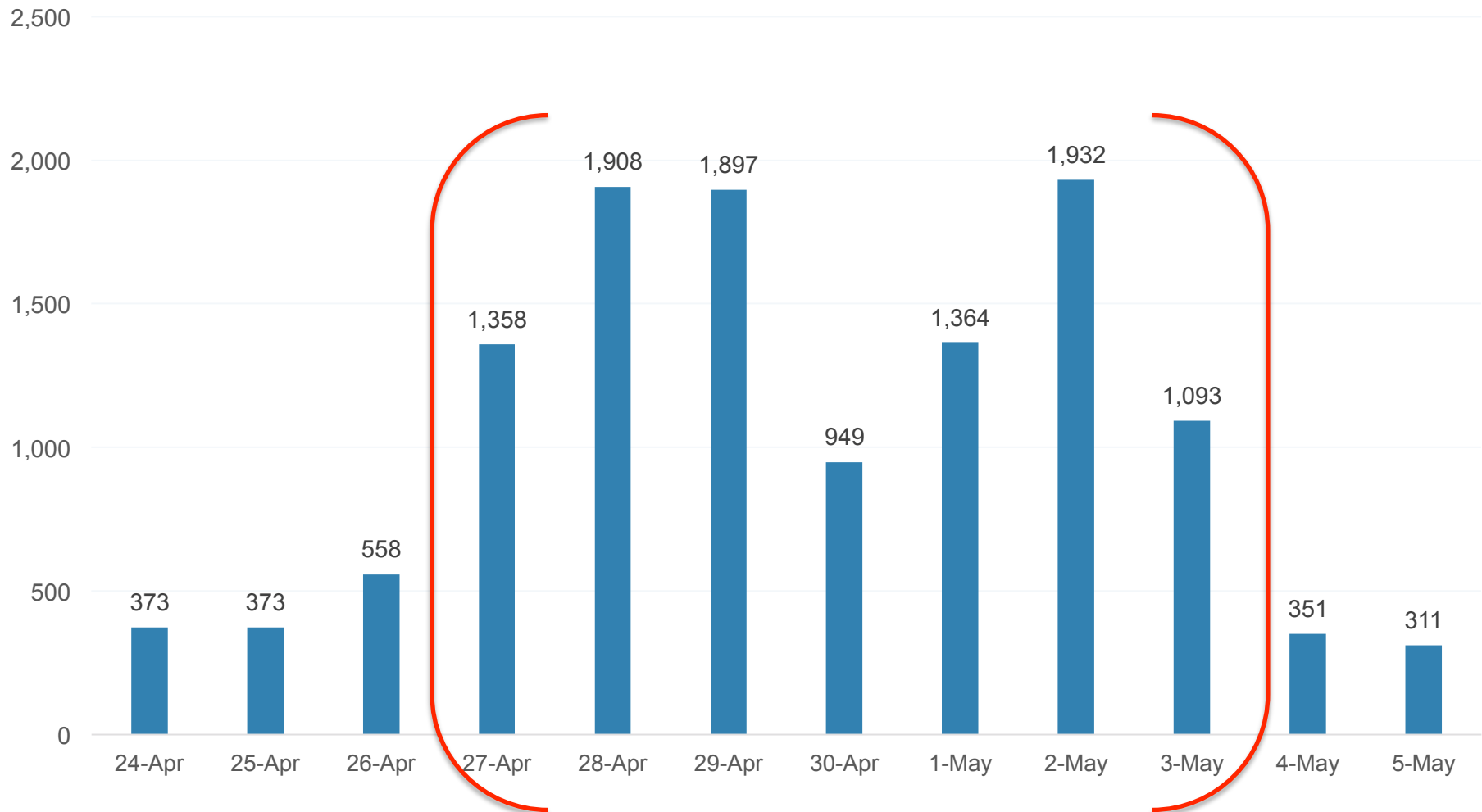
2019 vs. 2018



GOLDEN WEEK — Daily Seats



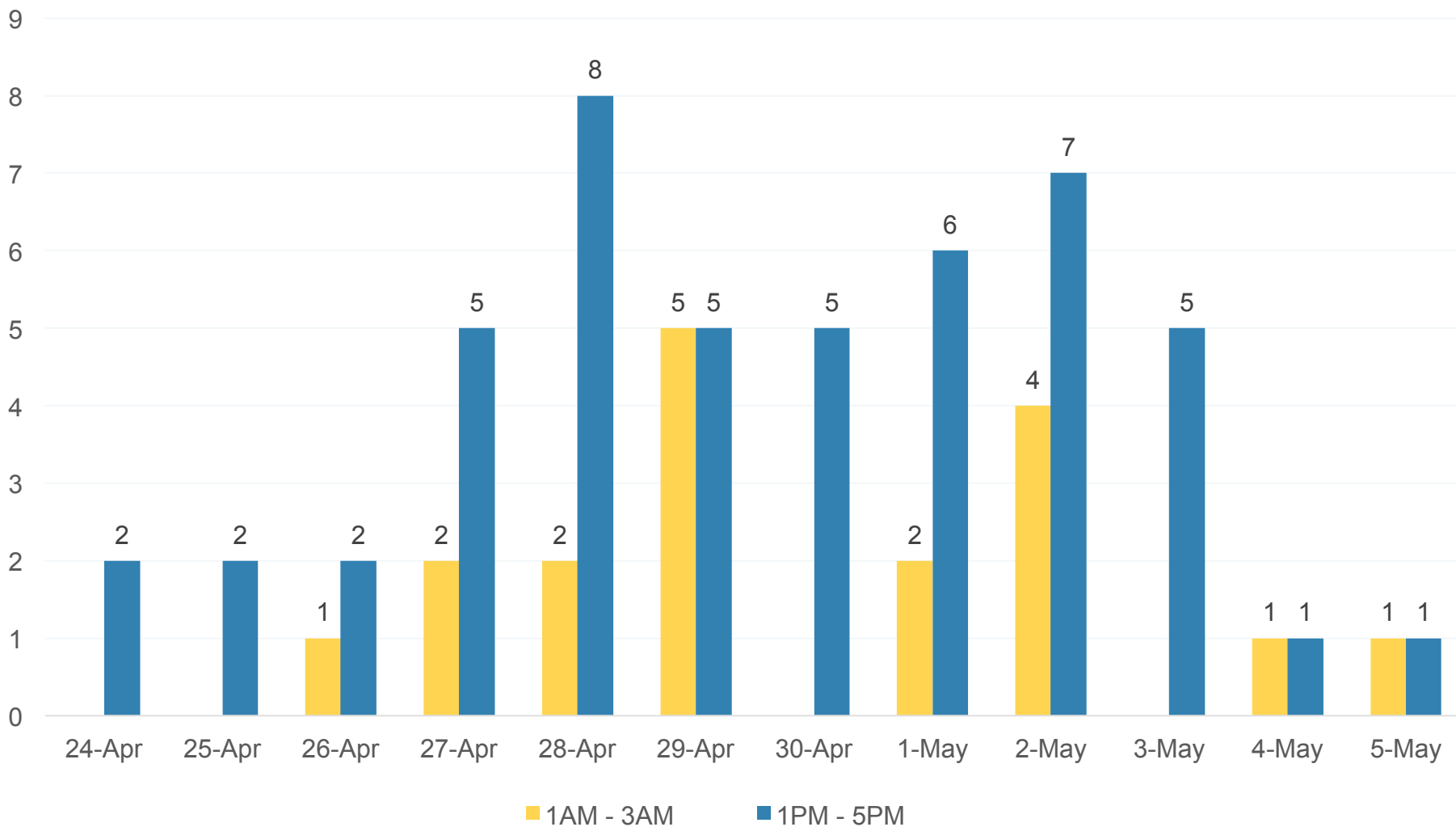
April 24, 2019 – May 5, 2019



GOLDEN WEEK — Chartered Flights



Arrival Time of Flights





Product Improvements

- ❖ Public Restrooms
- ❖ Road Median Painting
- ❖ Crosswalk Painting



Safety & Security

- ❖ Actively communicating with Public Safety Officials
- ❖ Increasing the VSO Presence
- ❖ Public Awareness

The image features a dark blue background with a stylized illustration of a building on the left. The building has a prominent, curved, dark blue roof that extends into the upper right. Below the roof, the building's structure is depicted with several vertical and horizontal lines, suggesting a grid or window pattern. To the right of the building, there is a large, light blue circular graphic with a crescent shape inside it, resembling a stylized sun or moon. The text "SI YU'OS MA'ÅSE'" is written in white, italicized, serif font across the middle of the image, positioned above a thin white horizontal line.

SI YU'OS MA'ÅSE'